



R-Motion®



RECIPROCATION

THE SAFEST. SIMPLY.

Smooth to use, minimally invasive.
Why choose anything else?

Freephone 0800 97 000 79



WHY CHOOSE ANYTHING ELSE ?

The latest generation of reciprocating files R-Motion® is safer than the main competitors due to FKG swiss quality standards.

THE SAFEST*

A unique combination of advanced technology allows the reciprocation system to be less invasive and gives an radical safety advantage.

PRODUCT RANGE :

R-motion® includes a range of files to meet the needs of every case.

GLIDE PATH FILES

R-Motion Glider



R-Motion Glider C



SHAPING FILES

R-Motion 20



R-Motion 25



R-Motion 30



R-Motion 40



R-Motion 50



SMOOTH TO USE

Enjoy reciprocation technology that feels smooth and brings a total peace of mind.

SIMPLE

Thanks to the agile design of our files, a sequence of two instruments is sufficient in most cases. Simplicity itself.

ONE SEQUENCE TO FIT MOST CASES

GLIDE PATH

R-Motion Glider

or

Glider C



SHAPING

R-Motion 25

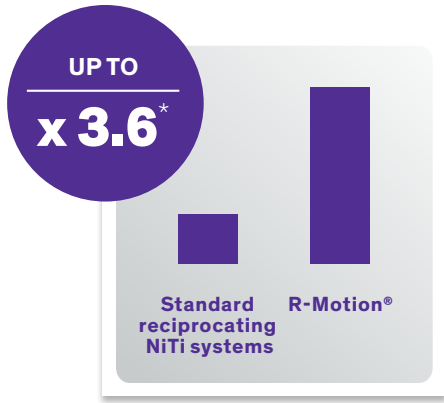


Choose your shaping file according to your clinical preference

R-Motion 30



* Based on cyclic fatigue internal tests, compared with equivalent competitors' instruments.



GREATER RESISTANCE TO CYCLIC FATIGUE

R-Motion® instruments have a high resistance to cyclic fatigue through our proprietary heat treatment. Higher cyclic fatigue resistance is known to reduce the risk of instrument fracture, hence improving patient safety.




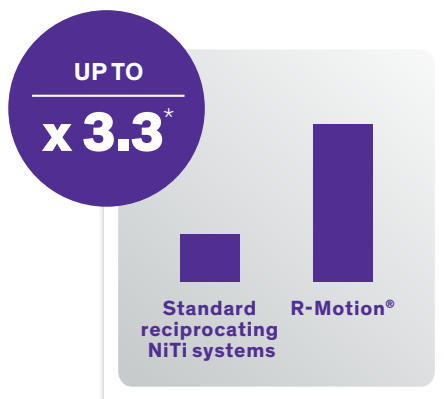
UP TO 3.6 x MORE RESISTANT

HIGHER FLEXIBILITY

Thanks to an exclusive heat treatment process, recognisable by the blue colour of the instrument, R-Motion® offers improved flexibility enabling clinicians to treat a wide range of canal anatomies.

LOWER SCREWING EFFECT

R-Motion® is designed to reduce the screwing effect, allowing the clinician to have a better control of the progression in the canal.



* Based on internal laboratory results compared with equivalent competitors' instruments.

Freephone
0800 97 000 79

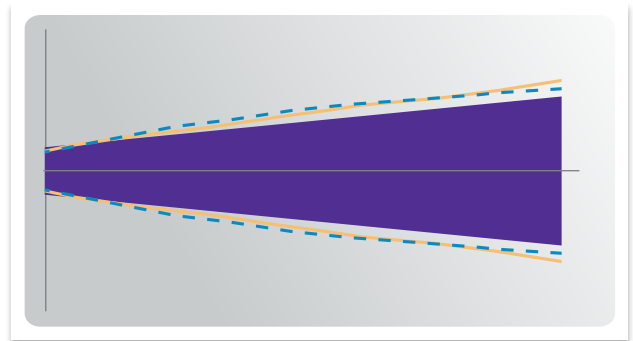
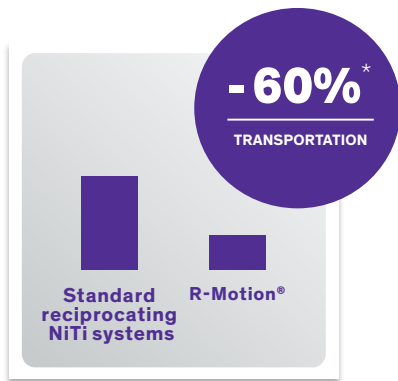
schöTlander

LESS INVASIVE

BETTER RESPECT OF THE CANAL ANATOMY

R-Motion®'s increased flexibility and design allows for better centring ability and respect of the canal anatomy.


The thinner core sizes of R-Motion® instruments are less invasive than equivalent competitors' files, diminishing the risk of excessive dentine removal and minimizing the impact on non-infected areas.



■ R-Motion 30 — Standard reciprocating NiTi systems

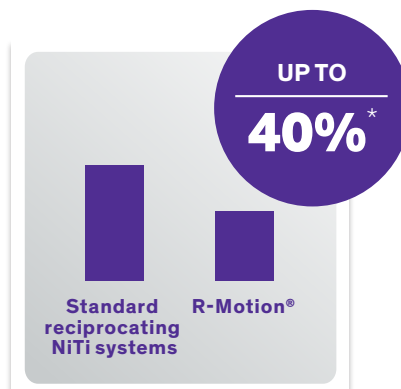
IMPROVED CUTTING EFFICIENCY

The rounded triangular cross-section with sharp cutting edges and a new, optimised file tip**, provide the perfect combination for high cutting efficiency down to the apex, while preserving dentine.



LOWER STRESS ON DENTINE

The exclusive R-Motion® design and thinner core size significantly reduce the stress on dentine during root canal treatment.



* Based on internal laboratory results compared with equivalent competitors' instruments.
** Patent pending.

Freephone
0800 97 000 79

schöTlander

R-Motion

Pack contains three instruments of a type.

Instrument	21mm Code	25mm Code	31mm Code
R-MOTION GLIDER (15/.03v)	-	937-51	-
R-MOTION GLIDER C (15/.03v)	-	937-71	-
R-MOTION 20 (20/.04)	-	936-03	-
R-MOTION 25 (25/.06)	936-13	936-53	936-93
R-MOTION 30 (30/.04)	935-14	935-54	935-94
R-MOTION 40 (40/.04)	935-16	935-56	935-96
R-MOTION 50 (50/.04)	935-18	935-58	935-98



schottlander
improving dentistry together

Davis Schottlander & Davis Ltd

Fifth Avenue, Letchworth Garden City, Herts, SG6 2WD England

Tel +44 (0)1462 480848 Fax +44 (0)1462 482802

Freephone 0800 97 000 79 Freefax 0800 97 000 78

e-mail: sales@schottlander.co.uk export@schottlander.co.uk

www.schottlander.com

280922

schottlander