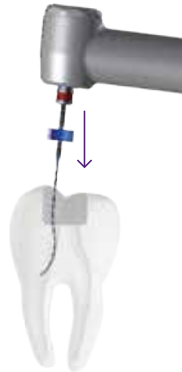
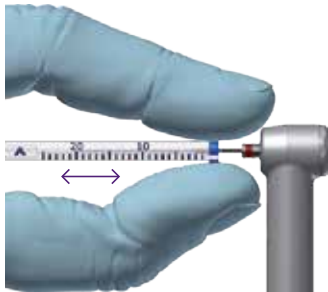
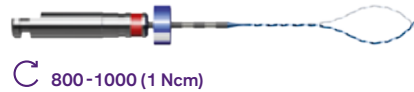


XP-endo Finisher

INFORMATION CARD



- **Shaping min. \varnothing 25**
- Set the working length by using the plastic tube
- Start with the largest canal
- **Insert the instrument pointing towards the cusp** and start the motor
- Clean the entire canal for **1 minute** with long & gentle strokes (7-8 mm)
- Proceed to final rinse